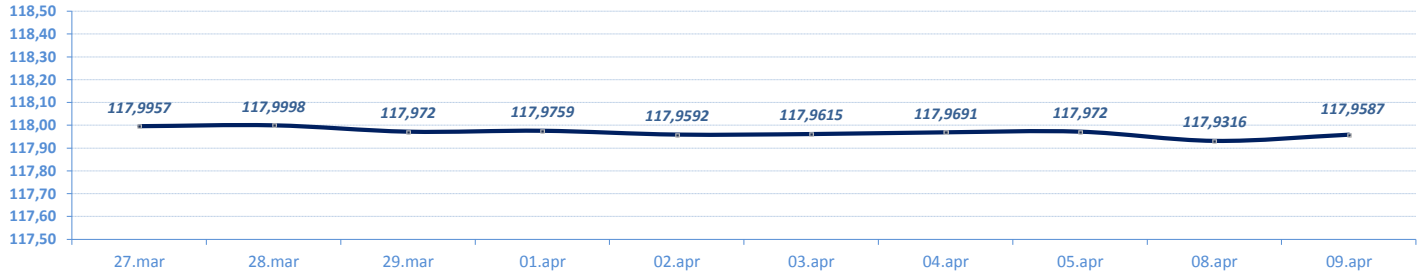


VESTI / NEWS

- **SREDNJI KURS EUR/RSD**: Dinar oslabio u odnosu na evro za 0,0271 dinara, srednji kurs **117,9587**. Obim međubankarske trgovine evrom na dan 8. april do 12:30h iznosio je 8,6 milion evra. NBS intervenisala na međubankarskom tržištu kupovinom 15 miliona evra (od početka godine ukupno prodala 130 miliona evra i kupila 215 miliona evra).
- **BEOGRADSKA BERZA**: Indeksi zabeležili pad vrednosti, BELEX15 niži za 0,12 odsto, BELEXline za 0,01 odsto. Promet veći u odnosu na prethodni dan, na regulisanom tržištu najviše trgovano akcijama Komercijalne banke, Aerodroma Nikola Tesla, NIS-a, Alfa plama i Philip Morris Operations-a.

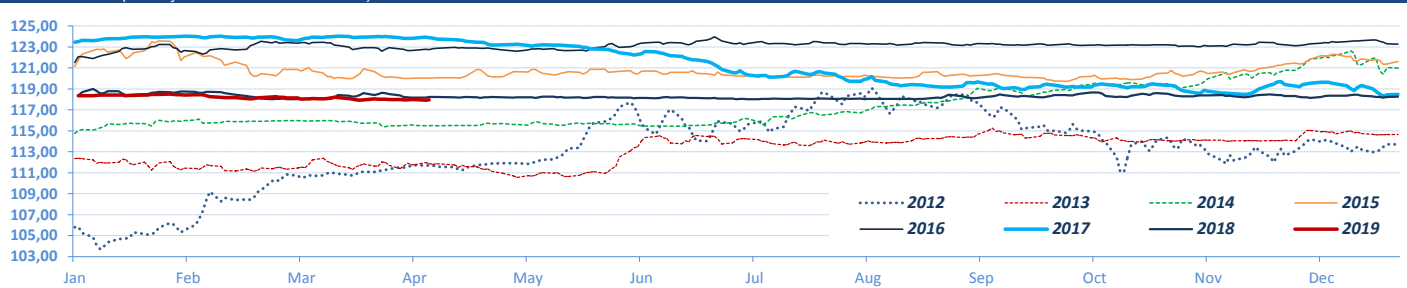
DEVIZNO TRŽIŠTE / FX MARKET

EUR / RSD (Srednji kurs / Official Middle Rate) ► 10 dana / 10 days

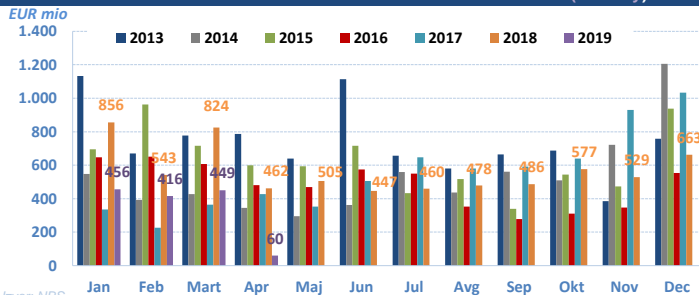


Izvor/Source: NBS

EUR / RSD (Srednji kurs/ Official middle rate) ► Jan -

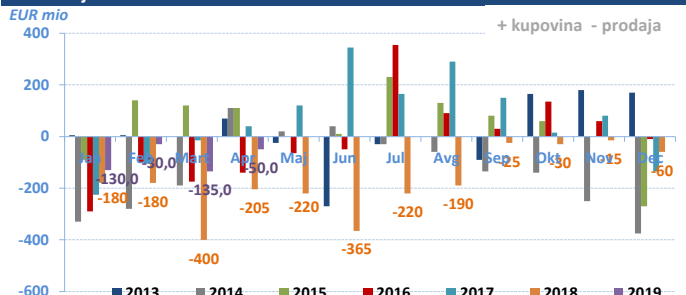


Promet na međubankarskom tržištu / Volumes on FX Interbank market (eur only)

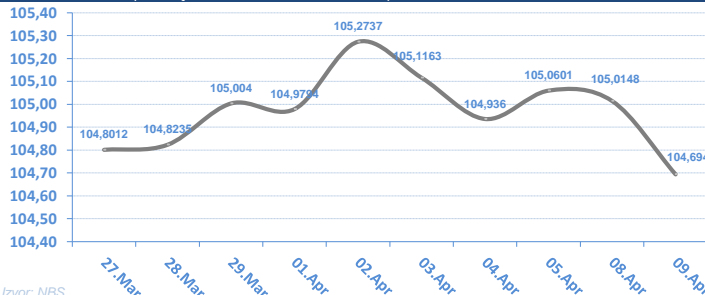


Izvor: NBS

Intervencije NBS na deviznom tržištu / NBS Interventions on FX interbank market

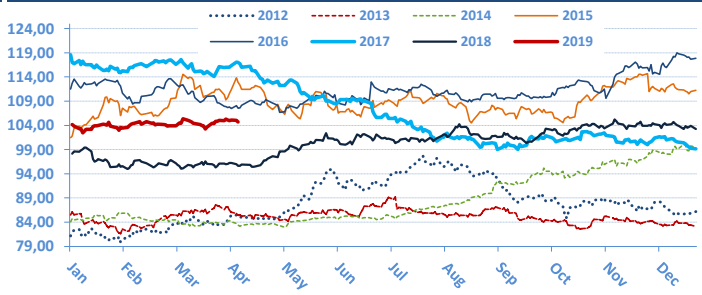


USD / RSD (Srednji kurs / Official middle rate) ► 10 dana / 10 days



Izvor: NBS

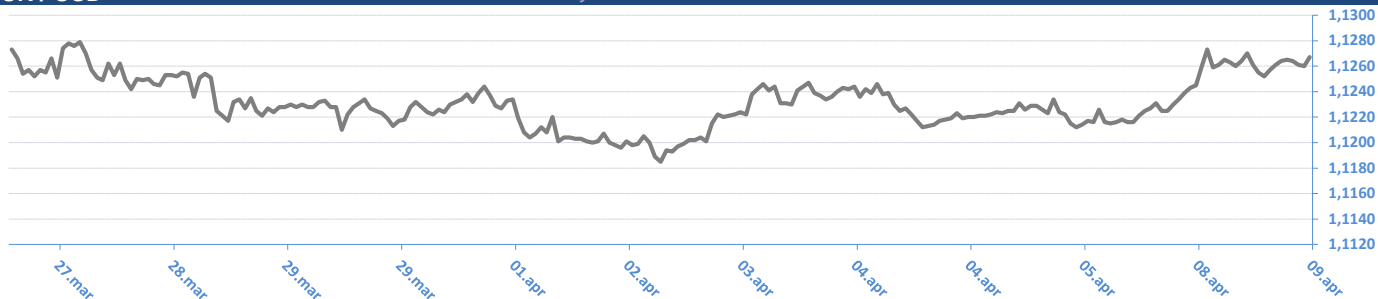
► Jan -



Monthly change	EUR/RSD	%	USD/RSD	%	Yearly change	EUR/RSD	%	USD/RSD	%
01.04.19	117,9759	-0,13%	104,9794	1,06%	09.04.19	117,9587	-0,32%	104,6940	6,68%
01.03.19	118,1291	-0,25%	103,8772	0,32%	03.01.19	118,3439	0,00%	104,1851	6,16%
01.02.19	118,4266	0,07%	103,5469	-0,61%	03.01.18	118,3431	-4,14%	98,1367	-17,25%
03.01.19	118,3439	0,10%	104,1851	0,14%	04.01.17	123,4512	1,59%	118,6004	6,34%
03.12.18	118,2313	-0,06%	104,0402	-0,27%	04.01.16	121,5145	0,30%	111,5324	9,90%
01.11.18	118,2984	-0,07%	104,3196	2,19%	05.01.15	121,1543	5,58%	101,4863	20,72%
01.10.18	118,3868	0,19%	102,0840	0,29%	03.01.14	114,7559	2,14%	84,0641	-1,67%
03.09.18	118,1567	0,08%	101,7890	0,71%	03.01.13	112,3495	6,20%	85,4889	5,32%
01.08.18	118,0618	0,04%	101,0717	-0,27%	04.01.12	105,7880	-0,21%	81,1693	2,16%
02.07.18	118,0142	-0,12%	101,3432	0,06%	04.01.11	106,0156	10,47%	79,4541	18,48%
01.06.18	118,1616	-0,02%	101,2785	2,74%	04.01.10	95,9679	7,17%	67,0635	4,25%
03.05.18	118,1901	-0,04%	98,5821	-1,41%	05.01.09	89,5436	12,27%	64,3273	18,68%
02.04.18	118,2345		99,9937		03.01.08	79,7577		54,2016	

EUR / USD

► 10 dana / 10 days

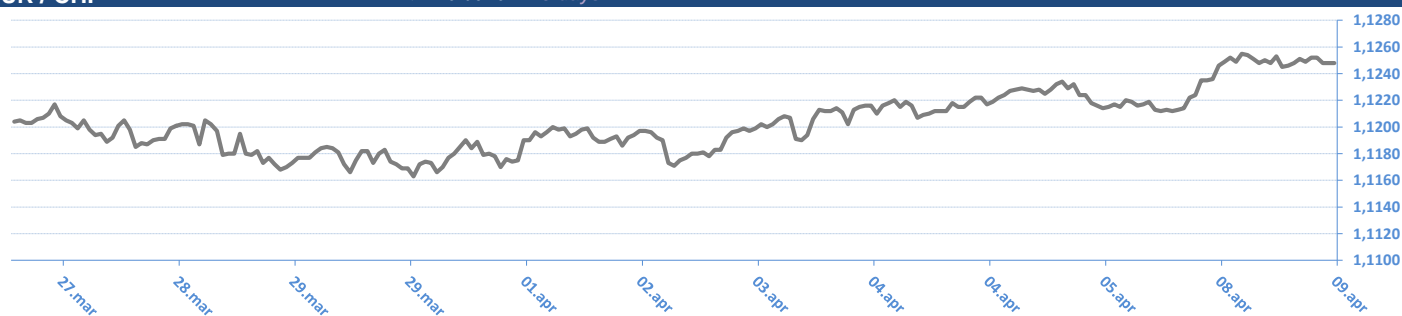


EUR / USD



EUR / CHF

► 10 dana / 10 days



EUR / CHF



Izvor / Source: Reuters

09.04.2019 09:23:55

EUR / XX

Valutni par / CCY pair	Kupovni/BID	Prodajni/ASK
EUR/USD	1,1267	1,1269
EUR/JPY	125,4300	125,4700
EUR/GBP	0,8614	0,8618
EUR/CHF	1,1250	1,1251
EUR/DKK	7,4651	7,4656
EUR/NOK	9,6221	9,6241
EUR/SEK	10,4240	10,4270
EUR/CAD	1,4978	1,4983
EUR/AUD	1,5769	1,5778
EUR/HUF	320,7600	320,9000
EUR/CZK	25,6150	25,6230
EUR/PLN	4,2871	4,2879
EUR/HRK	7,4310	7,4360
EUR/RUB	72,9948	73,0083
EUR/NZD	1,6684	1,6689

USD / XX

Valutni par / CCY pair	Kupovni/BID	Prodajni/ASK
USD/EUR	0,8874	0,8874
USD/JPY	111,3200	111,3500
USD/GBP	0,7645	0,7648
USD/CHF	0,9982	0,9986
USD/DKK	6,6245	6,6255
USD/NOK	8,5384	8,5414
USD/SEK	9,2515	9,2530
USD/CAD	1,3293	1,3297
USD/AUD	1,3990	1,3998
USD/HUF	284,5500	284,9000
USD/CZK	22,7270	22,7470
USD/SKK	21,5460	21,6000
USD/PLN	3,8041	3,8056
USD/HRK	6,5960	6,6004
USD/RUB	64,7862	64,7973
USD/NZD	1,4804	1,4813

* Međunarodno devizno međubankarsko tržište / International FX Interbank Market

Izvor / Source: Reuters

EURIBOR

SW	-0,379
1M	-0,367
3M	-0,310
6M	-0,231
1Y	-0,112

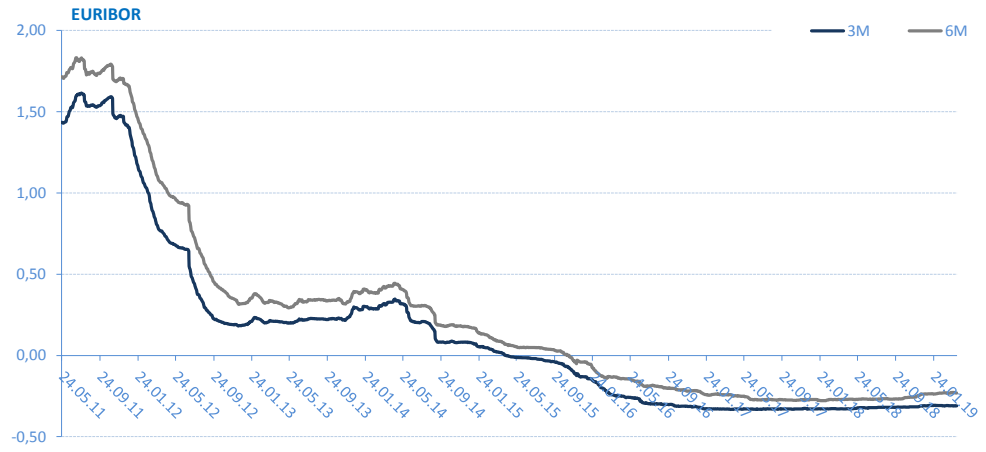
* Izvor: Reuters; Objavljeno prethodnog radnog dana

Kamatne stope Centralnih Banaka

Interest rates of Central banks

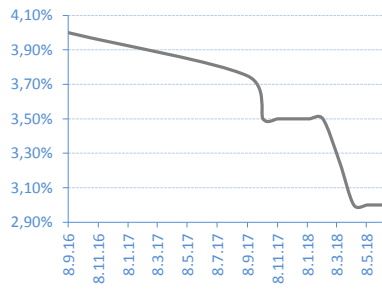
CB	Kamatna stopa/Interest rate
USD	2,50
EUR	0,00
GBP	0,75
CAD	1,75
AUD	1,50
JPY	0,10

* Izvor: Reuters; Objavljeno prethodnog radnog dana



REFERENTNA KAMATNA STOPA NBS / NBS Key Policy Rates

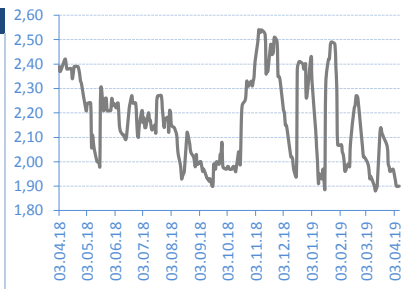
Date	Rate	Change (%)
08.06.18	3,00%	0,00%
10.05.18	3,00%	0,00%
12.04.18	3,00%	-7,69%
14.03.18	3,25%	-7,14%
08.02.18	3,50%	0,00%
11.01.18	3,50%	0,00%
07.12.17	3,50%	0,00%
09.11.17	3,50%	0,00%
09.10.17	3,50%	-6,67%
07.09.17	3,75%	



* Izvor/Source: NBS

BEONIA

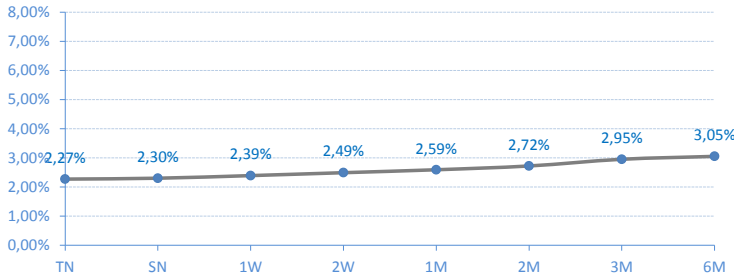
Date	Rate	Change (%)
08.04.19	1,90%	0,00%
05.04.19	1,90%	-1,04%
04.04.19	1,92%	-1,03%
03.04.19	1,94%	-1,02%
02.04.19	1,96%	-0,51%
01.04.19	1,97%	0,51%
29.03.19	1,96%	-1,01%
28.03.19	1,98%	-0,50%
27.03.19	1,99%	-3,40%
26.03.19	2,06%	



* Izvor/Source: Reuters; Objavljeno prethodnog radnog dana / Published on previous working day

Kamatne stope/Prinos na tržištu / Market Interest Rates

Belibor



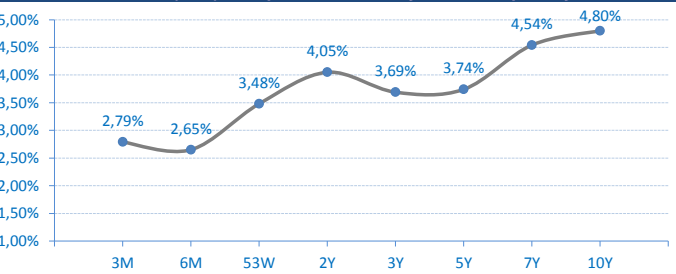
Državne HOV Republike Srbije u Evrima - prinosi sa poslednje aukcije

Government bonds (EUR) of Republic of Serbia - yield on last primary auction



Državne HOV Republike Srbije u Dinarima - prinosi sa poslednje aukcije

Government bonds (RSD) of Republic of Serbia - yield on last primary auction



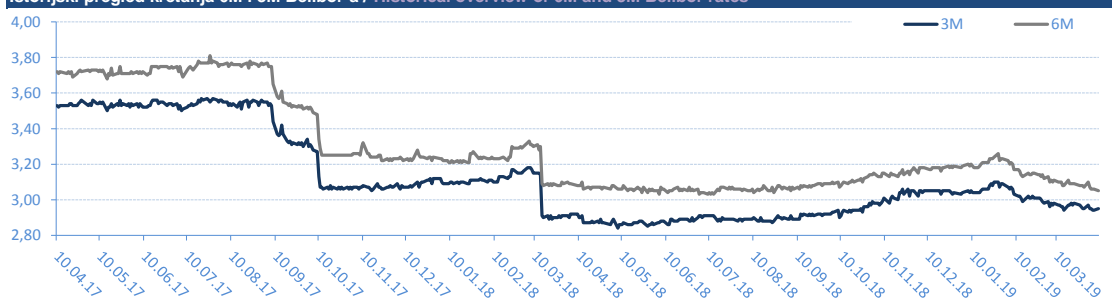
BELIBOR

Trenutne stope / Current rates

TN	2,27%
SN	2,30%
1W	2,39%
2W	2,49%
1M	2,59%
2M	2,72%
3M	2,95%
6M	3,05%

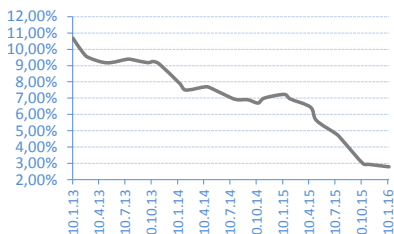
* Izvor/Source: Reuters; Objavljeno prethodnog radnog dana / Published on previous working day

Istorijski pregled kretanja 6M i 3M Belibor-a / Historical overview of 6M and 3M Belibor rates



T-BILLS 3M - RSD

Date	Rate	Realisation
14.01.16	2,79%	100,00%
05.11.15	2,94%	100,00%
15.10.15	3,00%	92,18%
06.08.15	4,40%	96,26%
16.07.15	4,79%	98,47%
07.05.15	5,63%	92,92%
16.04.15	6,45%	100,00%
05.02.15	6,95%	45,05%



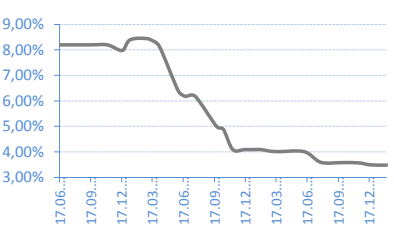
T-BILLS 6M - RSD

Date	Rate	Realisation
01.09.16	2,65%	23,03%
03.03.16	3,25%	96,46%
03.12.15	3,25%	97,22%
08.10.15	4,09%	100,00%
03.09.15	4,57%	87,90%
04.06.15	5,25%	93,30%
05.03.15	7,00%	21,33%
04.12.14	7,10%	100,00%



T-BILLS 53W - RSD

Date	Rate	Realisation
06.02.17	3,48%	17,91%
21.12.16	3,49%	32,22%
15.11.16	3,57%	45,64%
28.09.16	3,58%	52,92%
27.07.16	3,59%	49,07%
07.06.16	4,01%	78,06%
15.03.16	4,01%	16,73%
02.02.16	4,09%	63,42%



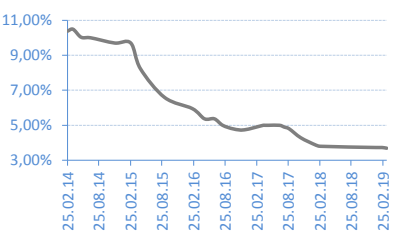
G-BONDS 2Y - RSD

Date	Rate	Realisation
24.10.17	4,05%	116,30%
13.06.17	4,65%	51,56%
16.05.17	4,65%	43,95%
21.03.17	4,65%	100,00%
13.02.17	4,74%	78,80%
10.01.17	4,74%	23,25%
13.06.16	4,30%	95,67%
10.03.16	4,95%	56,41%



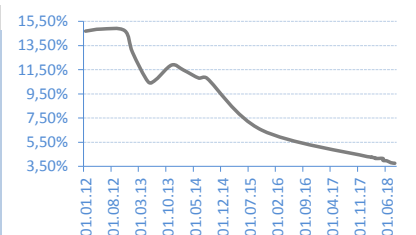
G-BONDS 3Y - RSD

Date	Rate	Realisation
19.03.19	3,69%	112,71%
20.02.19	3,73%	120,53%
15.01.19	3,73%	60,94%
28.02.18	3,80%	100,00%
30.01.18	3,88%	34,77%
06.11.17	4,29%	97,97%
31.08.17	4,80%	100,00%
02.08.17	4,90%	81,63%



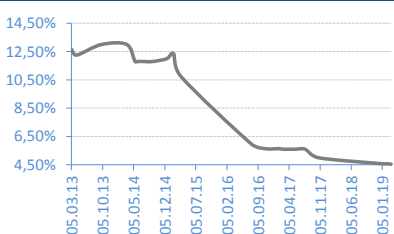
G-BONDS 5Y - RSD

Date	Rate	Realisation
11.09.18	3,74%	98,60%
14.08.18	3,75%	65,62%
17.07.18	3,80%	40,58%
05.06.18	3,95%	35,67%
22.05.18	3,99%	26,18%
08.05.18	4,15%	97,00%
24.04.18	4,15%	52,31%
10.04.18	4,15%	32,63%



G-BONDS 7Y - RSD

Date	Rate	Realisation
05.03.19	4,54%	58,46%
12.02.19	4,57%	34,68%
30.01.19	4,57%	30,41%
09.01.19	4,57%	52,59%
23.10.17	5,00%	100,00%
25.07.17	5,60%	37,14%
17.05.17	5,60%	43,41%
23.02.17	5,60%	22,35%



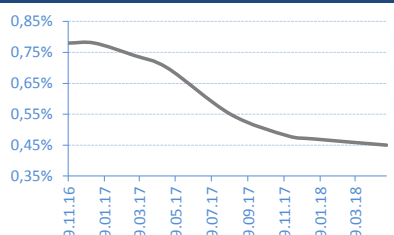
G-BONDS 10Y - RSD

Date	Rate	Realisation
07.08.18	4,80%	26,87%
10.07.18	4,85%	36,97%
15.05.18	4,90%	96,72%
03.04.18	5,17%	26,55%
20.03.18	5,17%	83,61%
06.03.18	5,20%	203,57%



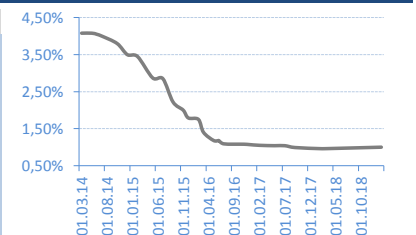
T-BILLS 53W - EUR

Date	Rate	Realisation
21.05.18	0,45%	100,00%
18.01.18	0,47%	98,00%
05.12.17	0,48%	100,00%
30.08.17	0,55%	50,00%
15.05.17	0,70%	91,30%
20.03.17	0,74%	60,00%
12.01.17	0,78%	46,20%
29.11.16	0,78%	100,00%



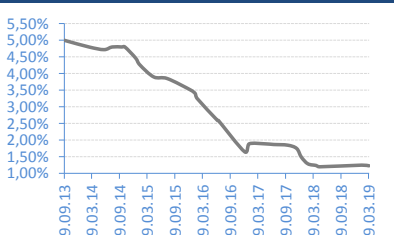
G-BONDS 2Y - EUR

Date	Rate	Realisation
19.02.19	1,00%	142,00%
22.03.18	0,96%	25,62%
01.02.18	0,96%	52,00%
14.09.17	0,99%	53,60%
12.07.17	1,04%	16,80%
23.05.17	1,04%	99,00%
14.02.17	1,05%	95,35%
06.12.16	1,07%	66,00%



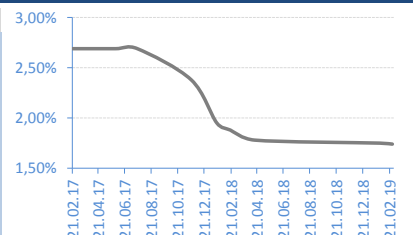
G-BONDS 3Y - EUR

Date	Rate	Realisation
12.03.19	1,23%	50,04%
23.01.19	1,25%	32,10%
20.04.18	1,20%	35,96%
28.03.18	1,24%	99,29%
02.02.18	1,29%	100,00%
21.12.17	1,49%	100,00%
20.11.17	1,75%	49,70%
21.09.17	1,85%	100,00%



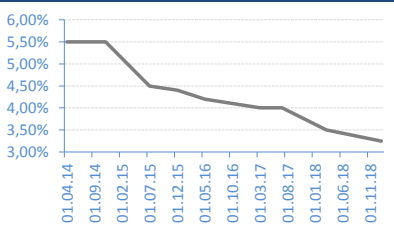
G-BONDS 5Y - EUR

Date	Rate	Realisation
27.02.19	1,74%	37,84%
29.01.19	1,75%	41,25%
16.04.18	1,78%	52,41%
19.02.18	1,88%	79,99%
19.01.18	1,95%	80,28%
21.11.17	2,38%	100,00%
20.07.17	2,69%	100,00%
31.05.17	2,69%	100,00%



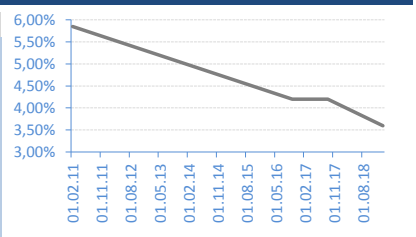
G-BONDS 10Y - EUR

Date	Rate	Realisation
16.01.19	3,25%	139,40%
26.03.18	3,50%	86,85%
13.07.17	4,00%	42,95%
15.03.17	4,00%	65,60%
25.05.16	4,20%	96,00%
04.12.15	4,40%	100,00%
28.07.15	4,50%	76,77%
19.11.14	5,50%	100,00%



G-BONDS 15Y - EUR

Date	Rate	Realisation
06.02.19	3,60%	100,00%
06.09.17	4,20%	70,13%
19.10.16	4,20%	100,00%



AKCIJE / Shares - REGULISANO TRŽIŠTE / REGULATED MARKET

Najtrgovanije HOV / Most Active

	Symbol	Closing price	% Change	Open	Max	Min	No of Trades	Volume	Volume RSD
Komercijalna banka a.d. Beograd	KMBN	2.736	-0,51%	2.753	2.753	2.700	21	2.000	5.472.744
Aerodrom Nikola Tesla a.d. Beograd	AERO	850	0,24%	836	850	836	42	5.064	4.303.446
NIS a.d. Novi Sad	NIIS	740	-0,54%	729	740	729	44	2.180	1.611.341
Alfa plam a.d. Vranje	ALFA	32.000	0,00%	32.000	32.000	32.000	1	6	192.000
Philip Morris Operations a.d. Nis	DINNPB	3.300	0,55%	3.301	3.301	3.300	4	50	165.010

Dobitnici / Gainers

	Symbol	Closing price	% Change	Open	Max	Min	No of Trades	Volume	Volume RSD
Soja protein a.d. Becej	SJPT	180	2,86%	179	180	178	4	125	22.491
Impol Seval a.d. Sevojno	IMPL	3.020	0,60%	3.020	3.020	3.020	4	31	93.620
Philip Morris Operations a.d. Nis	DINNPB	3.300	0,55%	3.301	3.301	3.300	4	50	165.010
Aerodrom Nikola Tesla a.d. Beograd	AERO	850	0,24%	836	850	836	42	5.064	4.303.446

Gubitnici / Decliners

	Symbol	Closing price	% Change	Open	Max	Min	No of Trades	Volume	Volume RSD
NIS a.d. Novi Sad	NIIS	740	-0,54%	729	740	729	44	2.180	1.611.341
Komercijalna banka a.d. Beograd	KMBN	2.736	-0,51%	2.753	2.753	2.700	21	2.000	5.472.744

AKCIJE / SHARES - MTP

Najtrgovanije HOV / Most Active

	Symbol	Closing price	% Change	Bid (Volume)	Ask (Volume)	No of Trades	Volume	Volume RSD
Ikarbus a.d. Beograd	IKRB	397	-0,75%	400	395	397	8	1.042
Iritel a.d. Beograd	IRTL	692	0,00%	692	692	692	3	343
Rudo a.d. Beograd	RUDO	149	0,00%	149	149	149	1	78
Tehnohemija u restrukturiranju a.d. Beograd	THHM	228	0,00%	228	228	228	1	50
STUP Vrsac a.d. Vrsac	STUP	6.500	-23,98%	6500	6500	6500	1	10

Dobitnici / Gainers

	Symbol	Closing price	% Change	Bid (Volume)	Ask (Volume)	No of Trades	Volume	Volume RSD
--	--------	---------------	----------	--------------	--------------	--------------	--------	------------

Gubitnici / Decliners

	Symbol	Closing price	% Change	Bid (Volume)	Ask (Volume)	No of Trades	Volume	Volume RSD
STUP Vrsac a.d. Vrsac	STUP	6500	-23,98%	6500	6500	6500	1	10
Ikarbus a.d. Beograd	IKRB	397	-0,75%	400	395	397	8	1.042

Kontakt / Contacts:

Srdan Tomašević

srdjan.tomasevic@erstebank.rs

Trgovanje / Trading

011/220 9116

Aleksandar Zarić

aleksandar.zaric@erstebank.rs

Prodaja / Sales

011/220 9198

Aleksandra Parčetić

aleksandra.parcetic@erstebank.rs

Brokersko poslovanje / Brokerage

011/220 9159

Vladimir Vulević

vladimir.vulevic@erstebank.rs

Podrška i Razvoj / Support and Development

011 / 201 50 50

Nenad Đurović

nenad.djurovic@erstebank.rs

Trgovanje / Trading

011/ 220 9115

Dušan Stević

dusan.stevic@erstebank.rs

Prodaja / Sales

011/220 9118

Danijela Stojanović

danijela.stojanovic@erstebank.rs

Prodaja / Sales

011/ 220 9132

Marija Đorđević

marija.djordjevic@erstebank.rs

Brokersko poslovanje / Brokerage

011/220 9110

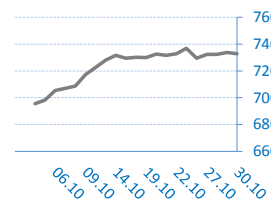
Izveštaj sačinio / Prepared by: Sektor sredstava / Treasury division

Informacije i cene iz ovog pregleda dobijene su iz izvora za koje verujemo da su pouzdani ali ne garantujemo njihovu tačnost i potpunost. Navedene informacije su važeće samo u trenutku njihovog sastavljanja a objavljuju se u čiju opšteg informisanja, pri čemu ne predstavljaju bilo kakav oblik investicionog saveta niti preporuke za investiranje niti na bilo koji način obavezuju Erste Bank ad Novi Sad u pogledu odgovornosti za štetu nastalu upotrebom informacija iz ovog pregleda.

The information and prices in this review are obtained from sources that we believe are reliable, but we do not guarantee their accuracy and completeness. The mentioned information is valid only at the time of their compilation and are published in the general information, whereby they do not represent any form of investment advice or recommendations for investing or in any way obligate Erste Bank ad Novi Sad in respect of liability for damages arising from the use of information referred to in of this review.

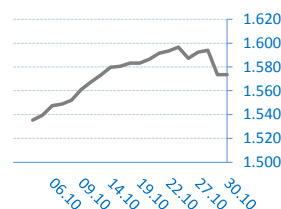
BELEX15

Vrednost / Value	732,88
Promena / Change	-0,85
%	-0,12%



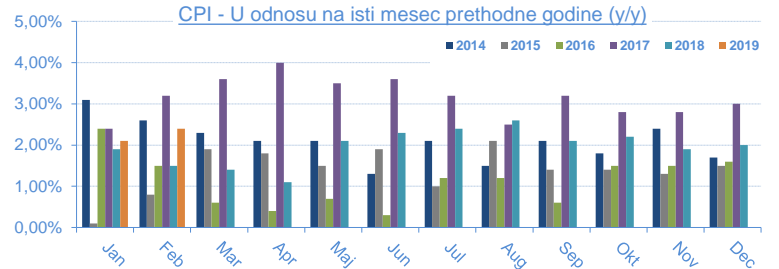
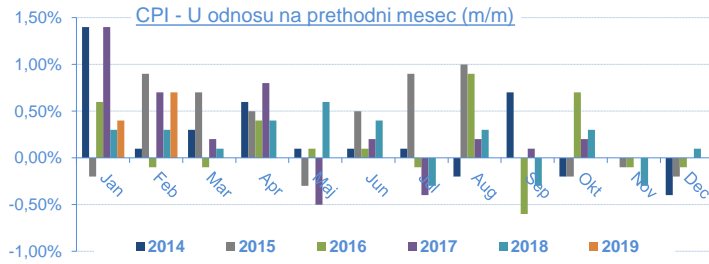
BELEXline

Vrednost / Value	1.573,53
Promena / Change	-0,13
%	-0,01%



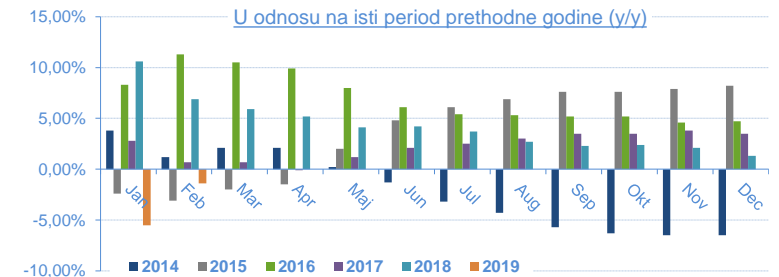
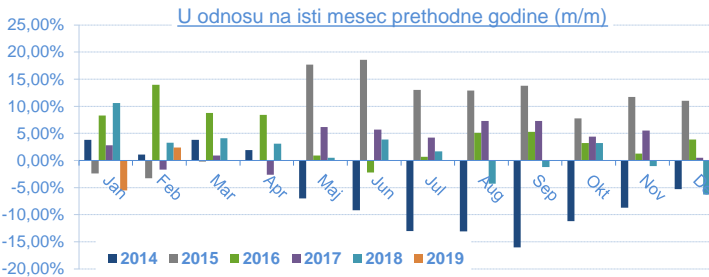
Indeks potrošačkih cena (Consumer Price Index - CPI) / 2018

	Jan	Feb	Mar	Apr	Maj	Jun	Jul	Aug	Sep	Okt	Nov	Dec
U odnosu na prethodni mesec (m/m)	0,40%	0,70%										
U odnosu na isti mesec 2018. (y/y)	2,10%	2,40%										
U odnosu na decembar 2018.		1,10%										
Datum objavljivanja / Published date	22.02.19	12.03.19										



INDUSTRIJSKA PROIZVODNJA / Industrial production / 2019

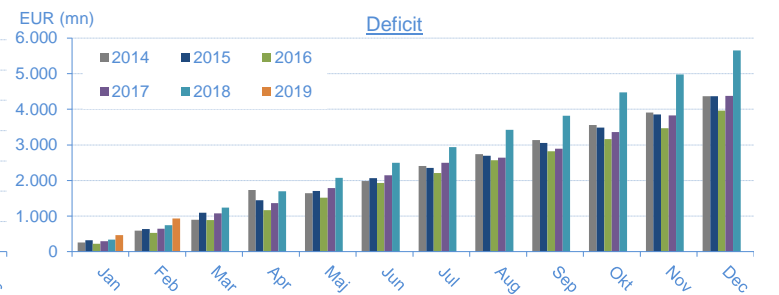
	Jan	Feb	Mar	Apr	Maj	Jun	Jul	Aug	Sep	Okt	Nov	Dec
U odnosu na isti mesec 2018 (m/m)	-5,50%	2,40%										
U odnosu na isti period 2018 (jan-...) (y/y)	-5,50%	-1,40%										
U odnosu na prosek 2018	-12,20%	-7,40%										
Datum objavljivanja / Published date	28.02.19	29.03.19										



SPOLJNOTRGOVINSKA ROBNA RAZMENA / External Trade / 2019

* u eur mln

Mesec/Month	Jan	Feb	Mar	Apr	Maj	Jun	Jul	Aug	Sep	Okt	Nov	Dec
Ukupna spoljnotrg.razmena (Jan-...) / Total	2.840,40	6.015,80										
Promena / Yearly change	7,80%	9,80%										
Vrednost izvoza (Jan-...) / Export	1.186,90	2.539,90										
Promena / Yearly change	3,00%	7,10%										
Vrednost uvoza (Jan-...) / Import	1.653,50	3.475,90										
Promena / Yearly change	11,50%	11,70%										
Deficit (jan-...)	466,70	936,00										
Promena / Yearly change	40,90%	26,50%										
Pokrivenost uvoza izvozom (Export/Import ratio)	71,80%	73,10%										
Datum objavljivanja / Published date	12.03.19	29.03.19										



BUDŽETSKI BALANS / Budget balance

* u rsd mln

Budžetski balans u 2018.	32.183,97
January 2019	23.620,61
February 2019	-1.429,81
March 2019	
April 2019	
May 2019	
June 2019	
July 2019	
August 2019	
September 2019	
October 2019	
November 2019	
December 2019	
Budžetski balans u 2019. / Total 2019	22.190,80
Planirani deficit u 2019. / Planned	-3.344,12
Ostvarenje plana / Realisation	
Datum ažuriranja / Published date	04.04.19

